










Student Symptom Decision Tree

Screen all students for potential COVID-19 symptoms or exposure

High-risk: red flag symptoms

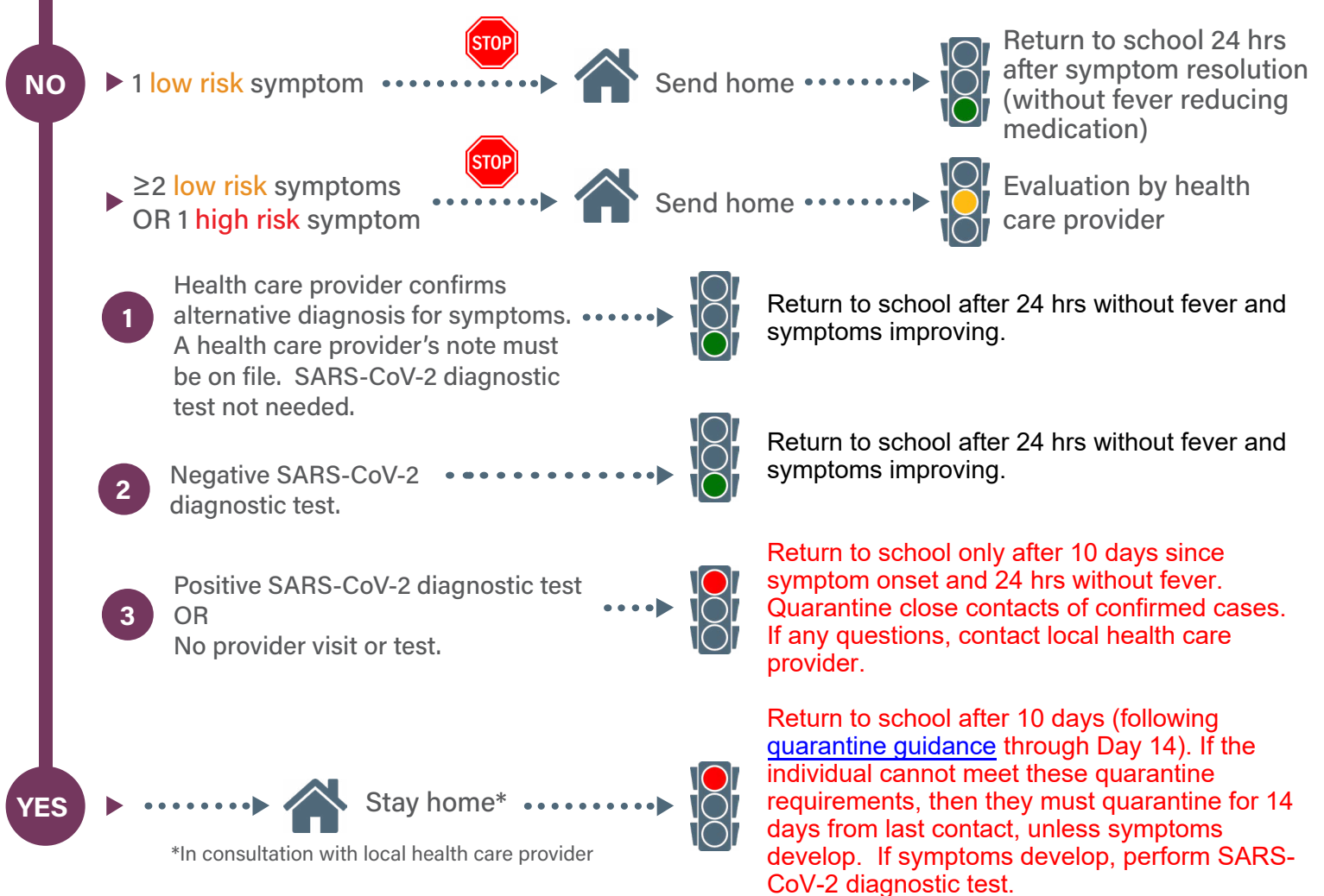
-  **Fever** ($\geq 100.4^\circ\text{F}$) (and or chills)
-  **Cough**
-  **Difficulty breathing**
-  **Loss of taste/smell**

Low-risk: red flag symptoms

-  **Congestion/ runny nose**
-  **Sore throat**
-  **Nausea/vomiting/ diarrhea**
-  **Headache**
-  **Fatigue/muscle or body aches**

Exposure to COVID-19 positive person?

Close contact: less than 6 feet, 15 minutes or longer.



This care pathway was designed to assist school personnel and is not intended to replace the clinician's judgment or establish a protocol for all parents with a particular condition. Diagnosis and treatment should be under the close supervision of a qualified health care provider. Guidance might change; Revision date 01/04/2021.

Decision Tree adapted from: Practical School Algorithms for Symptomatic or SARS-CoV-2-Exposed Students Are Essential for Returning Children to In-Person Learning. [https://www.jpeds.com/article/S0022-3476\(20\)31252-X/fulltext](https://www.jpeds.com/article/S0022-3476(20)31252-X/fulltext)